

NOVA

NOVA

NOVA

NOVA

NOVA


NOVA

**PRODDGZ**  
METERING PUMPS



**PRODOZ**  
MECHANICAL DIAPHRAGM  
TYPE METERING PUMPS

**MPS**  
SERIES



Mechanical actuated , long life strong diaphragm  
Easy installation and simple operation  
Accurate and 0-100% adjustable flow rate  
Economical and practical design  
Anticorrosive plastic main materials

Capacities up to 15,77 lt/hr  
Pressures up to 7 bar  
Accuracy  $\pm$  %1  
Temperatures between -10 °C / +40 °C  
Max suction height 2 m  
Standard electric motors of 220 V, 50 Hz  
Manual stroke adjustment is standard.



	MATERIALS	
	SS	PVC
Pump Head	SS	PVC
Connection parts	SS	ABS
Valve Seats	PTFE	VITON
Diaphragm	PTFE	VITON
Valve Ball	SS	CERAMIC
O-Rings	PTFE	PTFE
Tubes	-	PE

Prodoz Model	Capacity	Max. Pressure	Pump Speed	Pipe Connection	Motor Power	Weight
	(lt/h)	(bar)	(spm)		(W)	(kg)
MPS-0,47-7	0,47	7	7	M 1,9 x 1,5	15	4,1
MPS-1,1-7	1,1		13			
MPS-2,36-7	2,36		25			
MPS-3,78-7	3,78		51			
MPS-4,72-7	4,72		51			
MPS-10,72-4,2	10,72	4,2	70			
MPS-15,77-4,2	15,77		70			

**PRODOZ**  
MECHANICAL DIAPHRAGM  
TYPE METERING PUMPS

**MPM**  
SERIES

Mechanical actuated, long life strong diaphragm  
Easy installation and maintenance  
Accurate and 0-100 adjustable flow rate  
Economical and practical design  
Automatic 4-20 mA operation as option


Capacities up to 150 lt/hr  
Pressures up to 10 bar  
Accuracy  $\pm 1\%$   
Temperatures between  $-10\text{ }^{\circ}\text{C}$  /  $+40\text{ }^{\circ}\text{C}$   
Max suction height 2 m  
Standard electric motors of 220/380 V, 50 Hz

Manual stroke adjustment is standard.  
Digital controller is available as option.



	MATERIALS		
Pump Head	SS	PVC	PVDF
Valve Seats	SS	PVC	PVDF
Diaphragm	PTFE	PTFE	PTFE
Valve Ball	SS	CERAMIC	CERAMIC

Accessories



Prodoz Model	Capacity	Max. Pressure	Pump Speed	Stroke Length	Pipe Connection	Motor Power	Weight
	(lt/h)	(bar)	(spm)	(mm)		(W)	(kg)
MPM-6.5-10	6,5	10	54	2	O.D : 15 mm I.D : 9,0 mm	60	7,3
MPM-12-10	12		108				
MPM-24-10	24		90	4			
MPM-32-10	32		135				
MPM-42-10	42		135	5			
MPM-60-10	60	150					
MPM-80-05	80	5	150	4	DN 15	8,5	
MPM-90-05	90		135				
MPM-100-05	100		150	5			
MPM-110-03	110	3	150				4
MPM-120-03	120		135				
MPM-150-03	150		150	4			

**PRODOZ**  
MECHANICAL DIAPHRAGM  
TYPE METERING PUMPS

**MPK**  
SERIES




Mechanical actuated diaphragm  
Power-off seal, no leakage  
Compact design in simple structure  
Heavy duty design with durable features

Capacities with single head up to 170 lt/hr  
Pressures up to 12 bar  
Accuracy  $\pm$  %1  
Temperatures between -10 C / +40 C  
Max suction height 2 m  
Standart electric motors of 220/380 V, 50 Hz

Manual stroke adjustment is standard  
Stroke actuator or digital controller is available as option

Accessories



	MATERIALS		
Pump Head	SS	PVC	PVDF
Valve Seat	SS	PVC	PVDF
Diaphragm	PTFE	PTFE	PTFE
Valve Ball	SS	CERAMIC	CERAMIC

Type	Capacity (L/H)	Pressure (Bar)	Str.Speed (spm)	Str. Length (mm)	Connection Size	Average input Power (W)	Weight (Kg)
MPK-4.5-12	4.5	12	75	2	O.D : 15 mm I.D : 9,0 mm	40	11,5
MPK-06-12	6	12	75	2			
MPK-12-12	12	12	108	2		60	
MPK-24-12	24	12	108	4			
MPK-30-12	30	12	108	5		90	
MPK-45-12	45	12	150	4			
MPK-60-12	60	12	150	5	DN15	120	12
MPK-80-09	80	9	108	4			
MPK-100-07	100	7	108	5			
MPK-120-06	120	6	150	4		13	
MPK-150-05	150	5	150	5			
MPK-170-04	170	4	180	5			

**PRODOZ**  
MECHANICAL DIAPHRAGM  
TYPE METERING PUMPS

**MPL**  
SERIES



Mechanical actuated diaphragm  
Power-off seal, no leakage  
Compact design in simple structure  
Heavy duty design with durable features

Capacities up to 500 lt/hr  
Pressures up to 12 bar  
Accuracy  $\pm$  %1  
Temperatures between -10 °C / +40 °C  
Max suction height 2 m  
Standard electric motors of 220/380 V, 50 Hz

Manual stroke adjustment  
is standard.  
Stroke actuator or digital  
controller is available as option.

	MATERIALS		
Pump Head	SS	PTFE	PVC
Diaphragm	PTFE	PTFE	PTFE
Valve Seats	SS	PVDF	PVC
Valve Ball	CERAMIC	CERAMIC	CERAMIC

Prodoz Model	Capacity	Max. Pressure	Pump Speed	Stroke Length	Pipe Connection	Motor Power	Weight
	(lt/h)						
MPL-2.25-12	2,25	12	36	1,2	DN 8	0,37	20
MPL-4,5-12	4,5		72				
MPL-9-12	9		144				
MPL-22-12	22	10	72	4	DN 15		
MPL-44-12	44		144				
MPL-85-10	85		72				
MPL-120-07	120	7	72	8	DN 25		
MPL-170-07	170		144				
MPL-240-07	240		144				
MPL-315-05	315	5	144	10	DN 25		
MPL-400-05	400		144				
MPL-500-05	500		180				

**PRODOZ**  
MECHANICAL DIAPHRAGM  
TYPE METERING PUMPS

**MPX**  
SERIES



Mechanical actuated diaphragm  
Power-off seal, no leakage  
Compact design in simple structure  
Heavy duty design with durable features

Capacities up to 1200 lt/hr  
Pressures up to 10 bar  
Accuracy  $\pm$  %1  
Temperatures between -10 °C / +40 °C  
Max suction height 2 m  
Standard electric motors of 220/380 V, 50 Hz

	MATERIALS		
Pump Head	SS	PTFE	PVC
Diaphragm	PTFE	PTFE	PTFE
Valve Seats	SS	PVDF	PVC
Valve Ball	CERAMIC	CERAMIC	CERAMIC

Manual stroke adjustment is standard.  
Stroke actuator or digital controller is available as option.


Prodoz Model	Capacity	Max. Pressure	Pump Speed	Stroke Length	Pipe Connection	Motor Power	Weight
	(lt/h)	(bar)	(spm)	(mm)		(kW)	(kg)
MPX-82-10	82	10	36	12	DN 15	0,55	30
MPX-167-10	167		72				
MPX-237-10	237		102				
MPX-334-10	334		135				
MPX-410-10	410	7	180		DN 25	0,75	
MPX-460-07	460		135				
MPX-580-07	580		180				
MPX-656-3.5	656	3,5	102		DN 40		
MPX-940-3.5	940		135				
MPX-1200-3.5	1200		180				

**PRODOZ**  
MECHANICAL DIAPHRAGM  
TYPE METERING PUMPS

**MPHD**  
SERIES

Hydraulic actuated diaphragm  
Power –off seal, no leakage  
Compact design in simple structure  
Heavy duty design with durable features  
Flow adjustment between 0-100 %

Capacities with single head up to 10.000 lt/hr  
Pressures up to 250 bar  
Accuracy ± %1  
Temperatures between -100 C / +800 C  
Max suction height 2 m  
Standart electric motors of 220/380 V, 50 Hz  
Integrated safety relief valve  
limited auto compensation valve



Manual stroke adjustment  
is standard.  
Stroke actuator or digital  
controller is available as option.

	MATERIALS		
Pump Head	SS	PTFE	PVC
Diaphragm	PTFE	PTFE	PTFE
Valves	SS	PVDF	PVC
Valve Seats	SS	PVDF	PVC
Valve Ball	CERAMIC	CERAMIC	CERAMIC

**Options on request...**

Diaphragm rupture detection system with double diaphragm.  
Double or triple pump heads.  
Threaded, flanged or tube connections  
Ex-proof electric motor  
Heated or cooled pump heads  
HastalloyC or Alloy 20 pump head for aggressive liquids.

PRODOZ  
MECHANICAL DIAPHRAGM  
TYPE METERING PUMPS

# DPC-1

DIGITAL DOSING  
PUMP CONTROLLER

- 1:1000 Turndown ratio
- 3,5" Touchpanel LCD screen
- Remote control with 4-20 mA signal input
- Modbus RTU communication protocol (Optional Profibus)
- Flowrate display in Lt/h on the screen
- Automatic flowrate adjustment when entered from touchpanel LCD screen
- Password protection for 7 (seven) different authorization level
- Remote on-off control with digital input
- Total and Instant flow indication on the screen
- Level input
- 1 Relay output for alarm or pump operation information
- Flowrate history with graph on the screen
- Pump start and stop time logging.
- Power input 220 V (monophase)





# PRODOZ

MECHANICAL DIAPHRAGM  
TYPE METERING PUMPS

## EDP SERIES



### New design, tightness and long-life

#### Leak free, sealless liquid end for optimum flexibility and durability

Manual adjustment of both stroke length (%0-100) and frequency (% 0-100 )

Manual control allows a combined 1:1000 turndown ratio resulting in accurate metering

Proportional Control is available by

\* 4-20mA signal to adjust the frequency under remote control as standart

\* Pulse-frequency to adjust the frequency under remote control (optional)

Manual air bleed valve on pump head

IP65 Protection Class

Plastic cover on control panel

100-240 VAC, 50-60 Hz

Discharge and suction hoses, footvalve/strainer assembly, ceramic weight, injection valve included.

Manual stroke adjustment  
Level Input  
4-20 mA signal control  
Remote on/off control  
is standard.

### Materials

	PVC	PVDF	SS304	SS316
<b>Pump Head</b>	PVC	PVDF	SS304	SS316
<b>Diaphragm</b>	PTFE	PTFE	PTFE	PTFE
<b>Valves</b>	PVC	PVDF	SS304	SS316
<b>Balls</b>	Ceramic	Ceramic	Ceramic	Ceramic

Type	Capacity ( L/H )	Pressure ( Bar )	Connection Size	Average input Power ( W )	Weight ( Kg )
EDPS 2.5/10	2.5	10	O.D : 9,5 mm I.D : 4,0 mm PE tubing	22	4,0
EDPS 1.5/12	1.5	12			
EDPS 1/20	1.0	20			
EDPS 15/2	15	2	O.D : 9,5 mm I.D : 5,5 mm PE tubing	40	5,0
EDPS 11/2	11	2			
EDPS 5/5	5	5			
EDPS 3.5/7	3.5	7			
EDPM 2.5/20	2.5	20	O.D : 9,5 mm I.D : 6,5 mm PE tubing	40	5,0
EDPM 5/10	5	10			
EDPM 10/5	10	5			
EDPL 15/3.5	15	3.5			
EDPL 25/2.5	25	2.5			

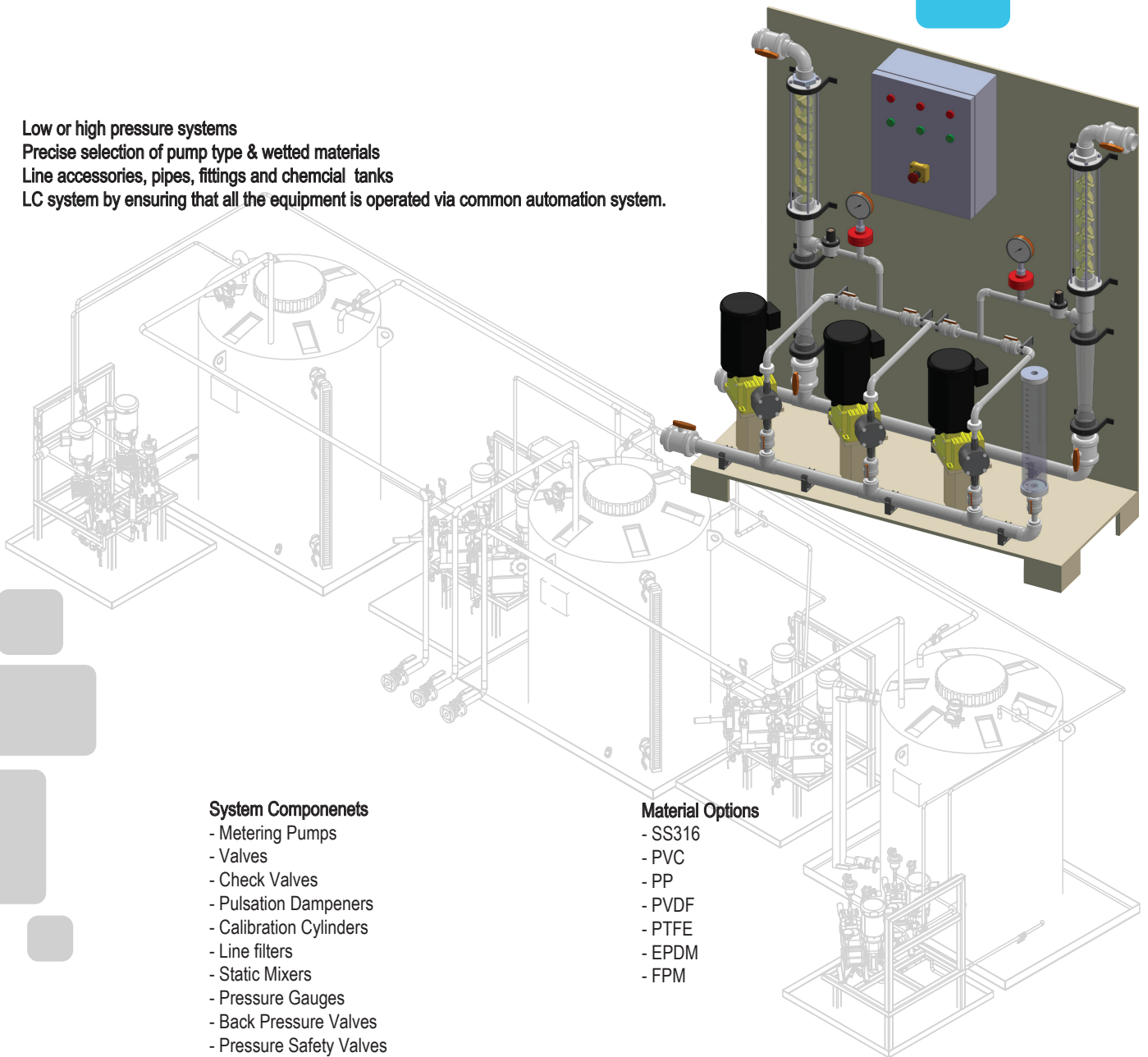
\*Given capacities are valid for water like liquids ( d : 1gr/cm<sup>3</sup> – 1 cps ) and can vary according to different chemicals and process conditions.

**PRODOZ**  
MECHANICAL DIAPHRAGM  
TYPE METERING PUMPS

# SPS

## CHEMICAL METERING SKID SYSTEMS

Low or high pressure systems  
Precise selection of pump type & wetted materials  
Line accessories, pipes, fittings and chemical tanks  
LC system by ensuring that all the equipment is operated via common automation system.



### System Components

- Metering Pumps
- Valves
- Check Valves
- Pulsation Dampeners
- Calibration Cylinders
- Line filters
- Static Mixers
- Pressure Gauges
- Back Pressure Valves
- Pressure Safety Valves
- Temperature, Flow, Pressure Sensors
- Chemical Tanks
- Level Instruments

### Material Options

- SS316
- PVC
- PP
- PVDF
- PTFE
- EPDM
- FPM

PRODOZ  
PRODOZ  
PRODOZ  
PRODOZ

